

EXCELLENT TEAM WORKS OF GRADUATION DESIGN: IMAGE TRANSFORMATION DESIGN OF KINDERGARTEN AFFILIATED TO JIANGSU UNIVERSITY

As the saying goes: "A good aesthetic starts with the baby!"

It is said that……

The kindergarten affiliated to Jiangsu University is undergoing a major renovation ~

Take a look at the kindergarten before



Four students from the College of Art of Jiangsu University and Jingjiang College made in-depth research on visual image recognition systems, children's indoor spaces, landscape spaces around kindergartens, and the overall architectural appearance of kindergartens. As a graduation design, we presented the most beautiful kindergartens in their hearts Let's take a look ~

1. Visual image design (Designer: Zhu Xinhui)

The first is a set of visual image design ~

Two cute faces, one big and one small, nestled together

It is a warm and harmonious feeling between children and teachers

This is the new logo for kindergarten

Seven lemon warm color cartoon pattern

Monkey symbolizes intelligence and wisdom

Puppy symbolizes loyalty and bravery

Elephant symbolizes hard work and courage

.....

And many more animals


There is always an animal that children love ~




Study and office activities supplies



Admission card




Activity bag



Complete VI

Meets all aspects of children's application in kindergarten life


2. Renovation of interior space (designer: Zhang Shuwen)



And the interior is simple and bright

Cozy wooden tables and chairs are designed with smooth curves

Reduced presence of acute angles



Designers extract design keywords before designing:

Warm, soft, environmentally friendly and carefree

Fully expressed in the design

Fading the traditional kindergarten style

New design turns the interior into a paradise



Children can run and play freely indoors

There is more free and practical space than before



Whether indoors or outdoors,

Natural wood color material

You can let everyone in there

Produces a soothing, warm feeling.

3. Landscape Space Reconstruction (Designer: Huang Bingbing)

Before design

Designers based on children


Activity time, activity scope, activity requirements

Did a detailed status analysis

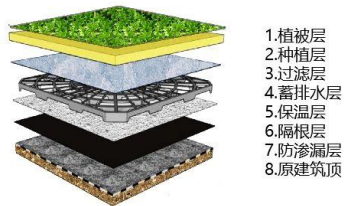
This is the original floor plan

According to children's life philosophy

Conceived an ideal full landscape design



This is a roof garden display area



Bird's eye view of the entire kindergarten, large areas of lawns and trees

Let children get in touch with nature

Feel the four seasons, the light and shadow, and the fragrance of the earth



The surrounding trees are strewn with green grass like a kingdom of freedom

Children grow freely here

4. Architectural Exterior Renovation (Designer: Wu Peng)

Next to Jiangsu University with a lively book and strong cultural heritage

The overall layout is spacious and bright



Learned the local architectural style and cultural ideas

The overall shape is very contemporary and design



The kindergarten includes two buildings, and the two-story teaching building on the south side is the old building.

Usually used in kindergarten classes

The three-story building on the north side is a new building, which is dominated by middle-class and large-class classrooms

Complemented by teacher's office and multifunctional classroom



All inspiration comes from the rich and romantic inner world of children

Follow the child's childlike fantasy

Let children experience, grow and feel the four seasons here

Forest kindergarten

The aim is to create a natural atmosphere in the children's outdoor space, so that children can gain knowledge in an experimental game. Designed in accordance with the characteristics and development needs of children's physical health. Follow design principles such as security and fun. With a well-organized and interesting space environment, children can be more exposed to

the natural environment, and children can grow up healthy and happy in game learning.

Finally, thank the designers who worked hard for this design.

From left: Wu Peng, Zhang Shuwen, Huang Bingbing, Zhu Xinhui



Instructor: Han Rong, Zhang Li

